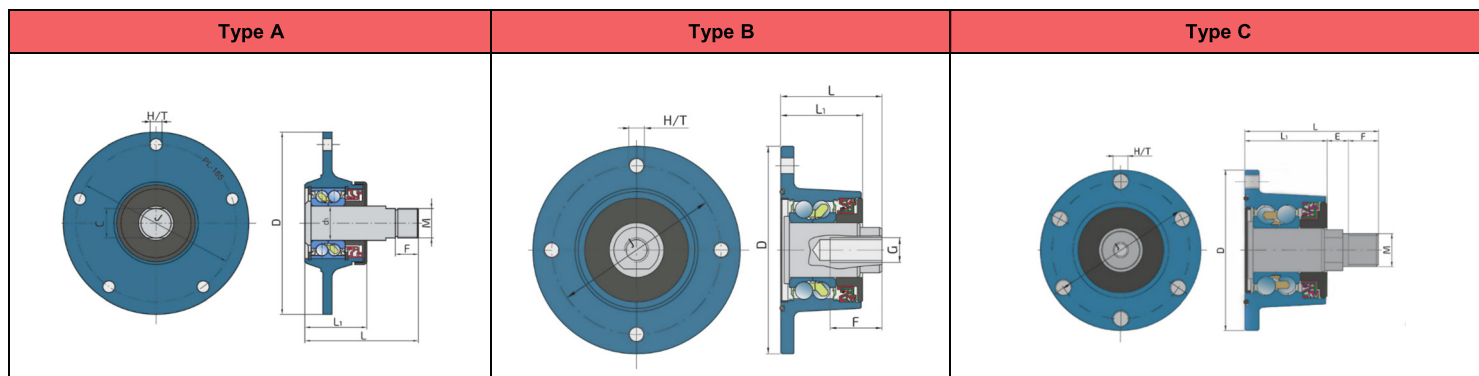































## AGRI HUB BEARING



YP NO.	cross reference	No. Hole s	Dimension mm								Basic load rating		Type	Picture	Application	Disc diameter		
			D	d	J	L1	L	E	Gf	Gs	Cr (KN)	Cor (KN)						
PAGR-002	SKF BAA-0003A	4	117	28	98	60					M12X1.25		47.5	37.5	Type C		DISC HARROWS	From 500 to 610 mm
PAGR-003	SKF BAA-0003	4	117	28	98	60					M12X1.25		47.5	37.5	Type C		DISC HARROWS	From 500 to 610 mm
PAGR-004	SKF BAA-0004	4	117	28	98	60	102.00	15			M12X1.25	M22X1.5	47.5	37.5	Type C		DISC HARROWS	From 500 to 610 mm
PAGR-005	SKF BAA-0005	4	117	28	98	60	105.00	15			M12X1.25	M24X2.0	47.5	37.5	Type C		DISC HARROWS	From 500 to 610 mm
PAGR-006	SKF BAA-0006	6	117	28	98	60	102.00	15			M12X1.25	M22X1.5	47.5	37.5	Type C		DISC HARROWS	From 500 to 610 mm
PAGR-007	NSK AHU34120B-01	6	120	34	100	52	71.45				M10X1.5	M20X2.5	46.1	50.9	Type B		DISC HARROWS	From 500 to 700 mm
PAGR-008	NSK AHU28140A-01	5	140	28	108	89	95.00				M12X1.25	M22X1.5	46.1	50.9	Type A		DISC HARROWS	From 500 to 700 mm
PAGR-009	SKF BAA-0012	5	117	28	98	60	102.00	15			M12X1.25	M22X1.5	47.5	37.5	Type C		DISC HARROWS	From 500 to 610 mm
PAGR-010	SKF BAA-0013	6	117	30	98	60	105.00	15			M12X1.25	M24X2.0	47.5	37.5	Type C		DISC HARROWS	From 500 to 610 mm
PAGR-011	SKF BAA-0020	4	117	28	98	60	102.00	17			M12X1.25	7/8-14UNF	47.5	37.5	Type C		DISC HARROWS	From 500 to 610 mm
PAGR-012	NSK AHU30140A-01	5	140	35	112	89	98.45				M12X1.5	M24X2.0	46.1	50.9	Type A		DISC HARROWS	From 500 to 700 mm
PAGR-013	SKF BAA-0026	4	168	35	133	67	82.00				13.5	3/4-16 UNF	52.7	45	Type B		DISC HARROWS	From 700 to 750 mm

YP NO.	cross reference	No. Hole s	Dimension mm								Basic load rating		Type	Picture	Application	Disc diameter	
			D	d	J	L1	L	E	Gf	Gs	Cr (KN)	Cor (KN)					
PAGR-014	SKF BAA-0037	4	168	35	133	67	82.00			M14x1.5	M20x1.5	52.7	45	Type B		DISC HARROWS	From 700 to 750 mm
PAGR-015	SKF BAA-0025	4	120	30	100	40				M8				Type B		FERTILIZING	
PAGR-016	FKL PL-185L	5	185	35	160	62	113.00			12	M30X1.5	45.3	40.4	Type A		LEMKEN RUBIN 9	620 mm
PAGR-017	FKL PL-185R	5	185	35	160	62	113.00			12	M30X1.5	45.3	40.4	Type A		LEMKEN RUBIN 9	620 mm
PAGR-018	FKL PL-140	5	140	30	104	35	35.00			M12X1.75		30	21.2	Type A		Vaderstad DISC HARROW	
PAGR-019	FKL IL60-120/4H-M20	4	160	40	120	82	96.00			11	M20X1.75	66.35	56.5	Type B		DISC HARROWS	Over 710 mm
PAGR-020	SKF BAA-0026R	4	168	35	133	67	82.00			13.5	3/4-16 UNF	72	107.1	Type B		DISC HARROWS	From 700 to 750 mm
PAGR-021	SKF BAA-0029R	6	168	35	133	67	82.00			13.5	3/4-16 UNF	72	107.1	Type B		DISC HARROWS	From 700 to 750 mm
PAGR-022	FKL PL-127	5	127		106	80	106.50			M12X1.75	M20X1.75	43.22	30.18	Type B		DISC HARROW FOR HORSCH	From 520 to 620 mm
PAGR-023	FKL IL50-120/4T-M24x2	6	145	32	120	63	129.20			M12X1.75	M24X2.0	46.41	60.19	Type C		DISC HARROWS	From 560 to 710 mm
PAGR-024	FKL IL20-75/6H-B20	6	94	20	75	24	37.70			6.5		22	15.2	Type C		SEEDING MACHINES	
PAGR-025	FKL IL20-75/6H-B17	6	94	17	75	24	37.70			6.5		22	15.2	Type C		SEEDING MACHINES	
PAGR-026	ACB0614-A	5	140	32	112	60	106.00			M12X1.5	M24X2.0	47.57	37.82	Type C		DISC HARROWS	
PAGR-027	FKL IL50-98/4T-M22*1.5	4	117	32	98	60	102.00			M12X1.25	M22X1.5	60.19	46.41	Type C		DISC HARROWS	From 560 to 710 mm
PAGR-028	FKL IL40-98/4T-M22	4	117	30	98	60	102.00			M12X1.25	M22X1.5	42.9	36.3	Type C		DISC HARROWS	From 500 to 610 mm
PAGR-029	FKL IL40-100/6T-M20*1.5	6	117		100	55	69.00			M10X1.5	M20X1.5	42.9	36.3	Type B		KUHN DISC HARROWS	From 500 to 610 mm
PAGR-030	FKL IL40-104/5T-M22*1.5	5	145	32	104	55	101.00			M12X1.25	M22X1.5	42.76	36.3	Type C		DISC HARROWS	From 500 to 610 mm
PAGR-031	FKL IL40-112/5T-M24*2	5	145		112	55	101.00			M12X1.5	M24X2.0	42.9	36.3	Type C		DISC HARROWS	From 500 to 610 mm
PAGR-033	FKL PRB-45	3	390	45			55.00			M12	20.5	51	39				

YP NO.	cross reference	No. Hole s	Dimension mm								Basic load rating		Type	Picture	Application	Disc diameter	
			D	d	J	L1	L	E	Gf	Gs	Cr (KN)	Cor (KN)					
PAGR-034	LEMKEN 55510016	6	235	40	195	86	150.00			12.2	M36X2.0	71.19	66.68	Type A		LEMKEN RUBIN 12	736 mm
PAGR-035	LEMKEN 55510017	6	235	40	195	86	150.00			12.2	M36X2.0	71.19	66.68	Type A		LEMKEN RUBIN 12	736 mm
PAGR-036	FKL IL50-98/5T-M22*1.5	5	117	32	98	60	102.00			M12X1.25	M22X1.5	60.19	46.41	Type C		DISC HARROWS	From 560 to 710 mm
PAGR-037	FKL IL50-98/6T-M22*1.5	6	117	32	98	60	102.00			M12X1.25	M22X1.5	60.19	46.41	Type C		DISC HARROWS	From 560 to 710 mm
PAGR-038	FKL IL50-98/4T-B30-J	4	117		98	60	60.00			M12X1.25		60.19	46.41	Type C		Vaderstad DISC HARROWS	From 560 to 710 mm
PAGR-039	FKL IL50-98/6T-M24*2	6	117	32	98	60	102.00			M12X1.25	M24X1.5	60.19	46.41	Type C		DISC HARROWS	From 560 to 710 mm
PAGR-040	FKL IL50-100/6T-M24	6	117	30	100	60	97.50			M10X1.25	M24X1.5	60	45.8	Type C		LEMKEN DISC HARROWS	From 560 to 710 mm
PAGR-041	FKL IL60-140/5T-M27*2	5	160		140	63	117.50			M12X1.25	M27X2.0	66.35	56.5	Type C		DISC HARROWS	Over 710 mm
PAGR-042	BAA-0005A(L)	4	135	30	107	60	105.00			13	M24X2.0	47.5	37.5	Type C		DISC HARROWS	From 500 to 610 mm
PAGR-043	BAA-0005B(R)	4	135	30	107	60	105.00			13	M24X2.0	47.5	37.5	Type C		DISC HARROWS	From 500 to 610 mm
PAGR-044	FKL IL50-120/6T-44-R635A	6	145	30	120		133.20			M12X1.75	M27X2.0	60	45.8	Type C		DISC HARROWS	Over 710 mm
PAGR-046	FKL IL50A-120/4H-M20	4	145		120	60	100.00			11	M20	60.19	46.41	Type C		AMAZONE DISC HARROWS	From 560 to 710 mm
PAGR-047	FKL IL50-105/4H-M24*1.5-RH	4	145		105	60	97.50			12.3	M24X1.5-RH	60.19	46.41	Type C		LEMKEN Heliodor DISC HARROWS	510 mm
PAGR-048	FKL IL50-105/4H-M24*1.5-LH	4	145		105	60	97.50			12.3	M24X1.5-LH	60.19	46.41	Type C		LEMKEN Heliodor DISC HARROWS	510 mm
PAGR-049	FKL IL50A-122/6H-M24*2-616	6	145	35	122	63	107.70			12	M24X2.0	60.19	46.41	Type C		DISC HARROWS	From 560 to 710 mm
PAGR-051	PL-185E	5	185	35	160	67	141.00			12	M30X1.5	52.48	44	Type A		LEMKEN RUBIN	620 mm
PAGR-052	FKL IL30-98/4T-B30	4	117	30	98	23.8	23.80			M12X1.25		29.6	21	Type C		DISC HARROWS	From 350 to 450 mm
PAGR-053	HUB-20MM-X-ASSY-A543	8	100		83	38	73.00			8X5/16"-18UNC	5/8"-18UNF	17.3	15.1	Type C		DISC HARROWS	Up to 350 mm
PAGR-054R	BAA-0012R	5	117	30	98	63	105.00	15		M12X1.25	M24X1.5	47.5	37.5	Type C		DISC HARROWS	From 500 to 610 mm

YP NO.	cross reference	No. Hole s	Dimension mm								Basic load rating		Type	Picture	Application	Disc diameter
			D	d	J	L1	L	E	Gf	Gs	Cr (KN)	Cor (KN)				
PAGR-054L	BAA-0012L	5	117	30	98	63	105.00	15	M12X1.25	M24X1.5	47.5	37.5	Type C		DISC HARROWS	From 500 to 610 mm
PAGR -055	HORSCH PN60044	3	117		97				M12X1.75	M16X2.0			Type B		DISC HARROW FOR HORSCH	
PAGR -056	HORSCH PN70042	5	127	40	106	80	106.50		M12X1.75	M20	160	110	Type B		DISC HARROW FOR HORSCH	520 mm
PAGR -058	FKL IL50-120/6T-M24*2-04-R633	6	145	30	120	63	114.20		M12X1.75	M24X2.0	60	45.8	Type C		DISC HARROWS	From 560 to 710 mm
PAGR -059	HORSCH PN60043	3	117		97				M12X1.75				Type B		DISC HARROW FOR HORSCH	520 mm
PAGR -060	FKL PL-7520	5	92	20	75	34	41.80		6.7		19.42	12.6	Type C		SEEDING MACHINES	
PAGR -061	FKL IL30-98/4H-B30	4	117	30	98	23.8	23.80		10		29.6	21	Type C		DISC HARROWS	From 350 to 450 mm
PAGR -063	FKL IL40-110/4H-M24*1.5	4	145	32	110	74	129.00		13	M24*1.5	42.76	36.3	Type C		POTTINGER DISC HARROWS	From 500 to 610 mm
PAGR -064	FKL IL40-110/4H-M30*2	4	145	32	110	76	134.00		13	M30X2	42.76	36.3	Type C		DISC HARROWS	From 500 to 610 mm
PAGR -065	PL-185-155-5H-M30*1.5-RH	5	185	30	155	65	129.00		5*12	M30X1.5	47.5	37.5	Type A		LEMKEN RUBIN 10	620 mm